

Merry Christmas



GAUGE



FIRST CLASS MAIL



Chuck Sungren  
1519 South Tacoma  
Kennewick, WA 99336

Ye Olde  
Car Club

PRESIDENT Dave Johnson  
VICE PRES Carolyn Martin  
SECRETARY Carron Sundgren  
TREASURER Sharon Lawson

Published by YE OLDE CAR CLUB OF  
THE TRI-CITIES  
PO Box 462  
Richland, Wa. 99352

Board of Directors:  
Buzz O'Conner  
Jerry Durham  
Wallace Birchill  
Wayne Weihermiller  
Houston Jackson  
Herb Mettler

Editor: Denny Kehl  
509-969-2844

BUSINESS MEETINGS ARE HELD THE SECOND MONDAY OF EACH MONTH IN THE FRONTIER FEDERAL SAVINGS AND LOAN BUILDING, RICHLAND, AT 8:00 PM. GUESTS ARE WELCOME.

\*\*\* PRESIDENTS MESSAGE \*\*\*

First things first. A hearty "THANK YOU" to Herb and Lois Mettler for the fine banquet they arranged for the installation.



Looking ahead to the coming year, things look pretty bright. Co-chairmen for the swap meet have already volunteered to do the job. Plans are being tentatively established for the June circle tour. Several people have volunteered to take responsibility for monthly tours/events throughout the year. We have a new editor for the Gas Gauge who is doing a fine job. Our new officers for the year are a very capable and interested group. Overall there seems to be a spirit of helpfulness and cooperation that is a joy to behold. Let's keep it going for the coming year.

Dave Johnson

\*\*\*\*\* It is time to pay your \$10 dues for 1981 \*\*\*\*\*

NEXT MEETING IS DECEMBER 8

The following photos accompany the article on page 8



CALENDAR OF EVENTS1981FEBRUARY14-15

Tacoma T Earlybird Swapmeet.  
 (according to their bulletin, this year's swapmeet/car  
 and antique show will be in heated buildings)

Houston Jackson's Chili Feed and Tour

28-1 Freeze your fanny tour, Walla Walla

APRIL4

Olympia HCCA Breakfast Tour

11-12 Portland Swap Meet

24-25 Coastal Swap Meet, Coquitland, B.C.

MAY16-17

Puget Sound Early V8 Swap Meet, Monroe, Wa

16-17 Camp Wooten Campin, (Crankers Club, Lewiston)

17 Roseburg Swap Meet, Ore.

30 TRI-CITIES SWAP MEET \*\*\*\*\* ONE DAY ONLY \*\*\*\*\*  
 Benton-Franklin Fairgrounds, Kennewick, Wa

JUNE7

GM Picnic, Graham, Wa

13-? Tri-Cities Circle Tour to Victoria, BC

14-15 Bremerton Auto Swap Meet, Kitsap Fairgrounds, Bremerton

14 Salem Swap Meet, Chemecta College, Salem, Ore

18-20 Squaw Valley Swap Meet, Lake Tahoe

JULY2 - 5

Fourth Of July Tour, Spokane T Club

10-12 Lloyd's Center Car Show, Portland, Ore

11-12 Spokane Swap Meet, Spokane, Wa

18 Vancouver Swap Meet, Clark County Fairgrounds

19 Forest Grove Rotary Concours, Ore.

CALENDAR OF EVENTS (continued from page 3.)1981

- 20-24 MTFCA National Tour (Rose City Round-up)  
Greenwood Inn, Portland
- 23-25 Northwest Regional Meet, Sookane
- 26 Cottage Grove Concours
- 26-28 Nanimo HCCA Bastin City Tour, Canada

AUGUST

- 1 Tacoma T Tour
- 15-16 Longview Unique Tin Swap Meet
- 15 Eastern Summit Meeting, Walla Walla
- 22-23 Eugene Swap Meet, Eugene, Ore.
- 22 AACA Annual Tour, Tacoma

SEPTEMBER

- 12-13 Winthrop Antique Auto Rally, Winthrop, Wa
- 26-27 Centralia Swap Meet

OCTOBER

- 10-11 (tentative) Monroe Swap Meet

YE OLDE CAR CLUB Local Tour Chairperson's

February : Jackson & Westermeyer - Chili Feed and Tour  
 March : Lawson - Garage Tour  
 April : -  
 May : Gilbert - Tour to Camp Wootin  
 June : - Circle Tour  
 July : Sundgren -  
 August : Simmilink & Yale - Fair Parade  
 September: Nesbitt(ken) & Henrich-  
 October : -  
 November : -

## RESTORATION TIPS

The following are unidentified clippings from my scrapbook that might be of interest to our readers. My apology for the lack of literary credits.

### WHEELS

Restoring steel or wire wheels is fairly easy operation. Assuming that you have a straight set, they only need refinishing. The easiest way to clean them is to have them sand blasted or cooked in a caustic tank. Either method is fairly inexpensive. My method for painting the wheels involves finding a 49 to 53 Ford or Merc. fan and hub. This fan runs on a sealed bearing and the hub is easy to fasten onto a block of wood with couple of screws so that the fan is horizontal. Now you can place the wheel on the fan blades as on a turn table and spin it by hand as you paint, rather than keeping it stationary and dragging your air hose around. Also you can get good light on your work without getting your own shadow on it at times. This makes stripping much easier also.

Composition steering wheels can be restored rather easily also. Usually they have cracks and an occasional nick. Plastic body filler works well to repair these damages. Priming and sanding will bring them back to good shape. To paint the wheel it's gloss coats, I hold it in a home made jig that consists of a 5/8 inch bolt with threads it's full length. The wheel is placed in the middle with a nut run up to each side of the wheel and tightened. Now the bolt is put in a jig that is merely two upright notched slats nailed to a block of wood which holds the bolt horizontal and allows the wheel to be turned and allows ideal conditions for getting good paint gun angles as well as proper light.

### GAUGES

The gauge faces out of my Auburn were starting to rust and some of them were in a very sad shape. These faces (Stewart Warner) are finished in black background with white markings.

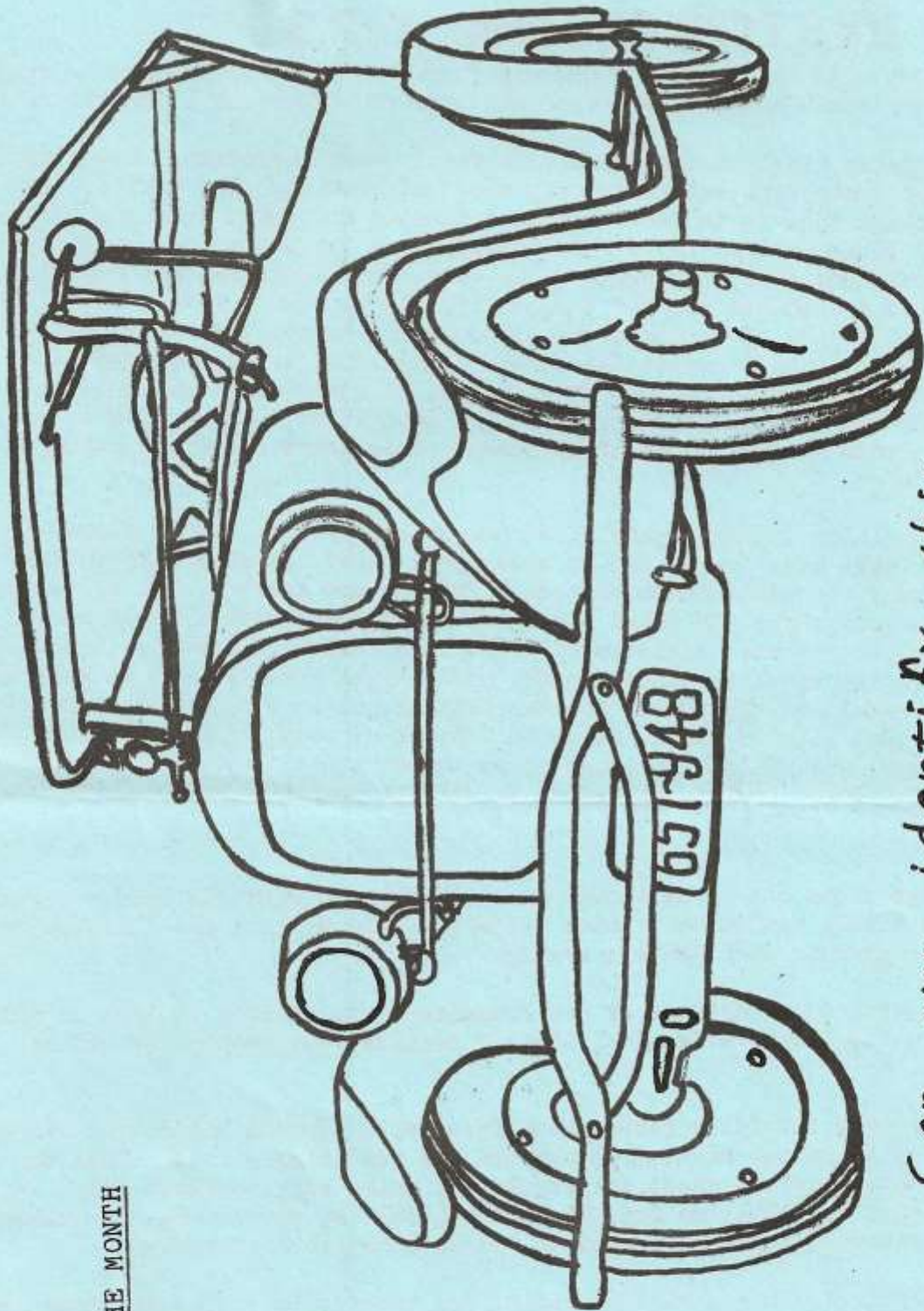
Nobody, either in Portland or San Francisco, was willing to take on this job, even at \$50.00 a face! I finally resolved the problem myself as follows.

First, I very carefully cleaned the faces with alcohol and cotton balls (do not use acetone because it attacks the remaining paint). Then the local photo shop can shoot 1:1 negatives, using high contrast film. At this stage, depending on how bad the original is, retouching and multiple photo reversals might be needed to get an acceptable artwork.

In my particular case, silk screening was impossible as the markings are located on a recessed surface, but I found out that the 3M Company has a photosensitive product marketed under the Scotchcal brand name. It is available on mylar and aluminum bases and is a whole array of color combinations and finishes.

This is exposed by contact printing using a mercury or a UV light and a 3M developer. Afterwards, I cut the plastic base to fit and glued it to the sandblasted and repainted original faces, which now look as good as new.

The cost varies depending on the amount of photo work needed, but I averaged \$25.00 per face.



CAR OF THE MONTH

Can you identify this  
1920's era car?

OCTOBER 1980

CRANKER CLUB  
LEWISTON, IDAHO

Future North Idaho Tours were decided to remain on our regular schedule of every other year. We had a request from Tri Cities to expand the tour to a rotating every four year basis between Lewiston, Walla Walla, Spokane and Tri Cities. Each taking place on the Fourth of July. In the best interest of Good Tours and Fun Touring we believe that some enthusiasm would be lost on a 4th year basis.

We would like to recommend that Spokane- Walla and Tri Cities work out an alternative plan which would work with our every other year system. For Example we think it would be good to have more than one tour each year to choose from. We can not always be free on the 4th of July every year. Lets say the three clubs put on a tour every year on a rotating basis having them on the 4th of July on the off year of Lewiston Tours-- The years they conflict have it on one of the other good dates. Such as Memorial Day or Labor Day Weekends. This would mean that we would have a 4th of July Tour every year with an extra tour every other year. See example below:

	<u>4th of July</u>	<u>Labor Day or Memorial Day</u>
1981 .....	Spokane	
1982.....	Lewiston	Tri-Cities
1983.....	Walla Walla	
1984.....	Lewiston	Spokane
1985.....	Tri Cities	
1986.....	Lewiston	Walla Walla

With this system each club will have a July 4th Tour and something new with a Labor Day or Memorial Day Tour every other year. This system still leaves us free to attend South Idaho Tours on Labor Day Off Years.

Sincerely  
*Richard Morgan*  
Richard Morgan

PS: Labor Day Tours could be a real asset to our East of the Cascade Clubs. The weather has cooled and mother nature provides so different scenery. Some of the Lewiston Club had a great time at Wallow this year.

\*\*\*\*\* NOTE \*\*\*\*\*  
This letter was received from the Crankers Club in response to our inquiry.

editor

" WOOD POWER !"

(or how to really "smoke" your competition)

Are you tired of your gas guzzler? Is your wallet feeling the pinch at the pump? Have you grown weary of the Hanford traffic congestion each morning? Then rejoice - for you have an alternative!

No, I'm not going to suggest you move to the 200 Area or buy a glider. I have a more basic down to earth suggestion. Drive a wood-burner! Car that is. Before you spend 10 minutes with a pocket calculator to convince yourself that there aren't enough BTUs in an arm load of wood to move that old Caddy 5 feet, let me remind you that the technology is not a recent Department of Energy anomaly. In fact it was conceived much earlier.

During the last years of World War II, Germany's resources were devastated and available petroleum was devoted to their war effort. Leave it to the innovative Germans to resurrect a technology that they had pioneered in the early thirties. By war's end, an estimated three quarters of all the German cars, trucks, tractors, and tanks ran on "wood power"! Wood power was also commonplace in neighboring countries during that period. Wood burners appeared in Holland and Denmark, while France was experimenting with liquid gas and England toyed with diesel. By 1950, when oil once again flowed freely in Europe, most wood burners had disappeared from the streets. I do recall seeing a wood burning car in an auto museum in Germany during the early seventies, but being an atypical G.I., I didn't have my camera with me.

How does this technique work? In the rear of the car in place of the trunk, is a large stove in which charcoal or wood is carefully stacked as tightly as possible. The wood is fired by a match. After an unpredictable time lapse, gaseous carbon monoxide is produced and is piped to expansion tanks at the front of the vehicle where it is cooled before entering the carburetor.

Operation of a wood burner is not for the impatient or impetuous person. One must prepare well in advance of anticipated departure time. The ritual begins by removing the ash from the stove and refilling with fresh wood from the handy wood pile (or from a supply carried in, or on, the vehicle). Then fire the wood and wait for the correct gas to be produced. This often took several tries before the combination was achieved. When successful, one could look forward to rattling and popping down the road for several miles (up to 50 if lucky) at speeds of 15-30 MPH before a re-fueling or adjustment of some sort was necessary.

Eye-witnesses say that the sight of a wood burner puffing down the road was something to behold! The novel "Decision Before Dawn" describes in detail the harrowing account of a ride in a wood burner through Nazi Germany.

So, get with it you craftsmen - convert those Cords, Caddys and Lincolns to wood! No more gas pumps for you, and you will certainly command the right of way in traffic. Plus - won't that cute gal at work just love your "smoke house smell".....

by: Denny Kehl

# MARKET PLACE

## FOR SALE

1930-31 Chev. 2 bar bumper plates, new plating. \$20.pr.  
Bob Hicks 648-9083 Hillsboro  
(503)

1930 Packard sedan series 726, part. restored. Bob Kullberg  
297-2117 (503) Other club papers please copy

Set of 5 wheels, 16 in., from '46 Buick Super, 2 with decent 6.50X16 tires. \$60.  
Dick Davies 292-4132 (503)

1926 Ford Model "T" Roadster, wire wheels, Ruxtell axle, extras \$7500. 228-6485 days (503)

1968 Olds Cutlass Convertible, front end damage, 350 V-8. As is \$350. 639-8550 (503)

VW chassis and wheels for dune buggy, no engine, \$50. 649-1774 (503)

1961 Lincoln 4-dr Convertible, lost storage. Best offer. Charlie Holla 246-8573 (503)

Stude V8 engine, some body parts, etc. Dan Kilcup  
227-4079 (503)

### 1939 CADILLAC COUPE CONVERTIBLE

For Sale:

In extremely nice original condition with minimal amount of rust—\$12,500. 2348 S.W. Cedar, P.E. Portland, OR. 52306. (503) 241-4574.

1965 MERCEDES-BENZ 220 SEDAN White/Red leather, complete rust-free restoration. Absolutely immaculate in all respects. Must be seen. \$8500. 315-348-5153 or 862-5377.

## FOR SALE

1963 Linc. sedan, super straight body, good leather interior. Runs but roughly. \$400.00  
Jack Newman 649-1774 (503)

'33 Mopar Factory Trunk for Sedan. R. Hartley 752-7901 (206)

\*\*\*      \*\*\*      \*\*\*      \*\*\*

1969 Mustang - 351  
One owner.  
Ed Marek 537-5364 (206)

\*\*\*      \*\*\*      \*\*\*      \*\*\*

1923 T Chassis w/title  
Also '26 Coupe Body  
Buck Owen 265-2442 (206)

\*\*\*      \*\*\*      \*\*\*      \*\*\*

Model "T" Buzz Saw minus engine. \$25.00.  
Weldon Johnson 847-7900 (206)

## WANTED

Shelby steel tube frame for 1903-4 two cylinder Pierce "Arrow". Also need many parts.  
Merrell 659-9445 (503)

Wire wheel hubcaps for 1936 Chev Master.  
Frank Springer (206)892-5951

1941 Cad. r/side wiper pivot and gas filler tube & gas cap.  
Glenn Klinger 663-3171 (503)

Need top bows & irons for 1930 Chev Roadster. Lee Matthews  
657-4642 Oregon City

# GAS GAUGE

## DECEMBER 1980

1980-15

OLYMPIC VINTAGE AUTO CLUB "DUSTER" Nov. 1980  
P.O. Box 2023  
Bremerton, wash. 98310 (other Clubs please copy adds)

FOR SALE 1952 Willys Aero Ace(no title) \$125.00

1954 Ford V8, 2 door-this is the 1st Ford with O.H.V. V8 engine,  
239 cu.in. - \$125.00

1956 Ford 2 door S.W. Parts car \$75.00

1952 Crosley PU with spare engine & other parts-1800.00

Ford 60 H.P. V8 engine blocks, new racing pistons and other new  
parts and marine manifolds - \$150.00 Thank You, PH 692-2506

(Trade) 1957 Austin Healy 100-6 Wes Harris, 9064 Old Military Rd.N.E.  
swap for "A" Ford Roadster Bremerton, Wash. 98310

\*\*\*\*\*

Oct. OVAC meeting

WANTED Exhaust manifolds for 33 Ford, Bob Walton-PH-876-3829

Rear Bumper for 1965 Buick Wildcat-Steve Hong-PH 692-2761

Pair of original head lights for a 1928 Dodge Victoria Six,

FOR SALE Lee Tennison-PH-377-3546

Hoods for "A" Fords (29 or 30), Steve Hong-PH-692-2761 plus tons of  
other stuff. Also for sale-Model T Tractor Conversion Kit-\$100.00  
or best offer.

1918 Model "t" Depot Hack, Restored \$6200-Negotiable, Verl Hess  
Ph-876-7919

1951 Ford Custom 4 Door Sedan \$1100.00, Don Nelson Ph 871-2272

FROM THE OVAC SWAPMEET BULLETIN BOARD -Nov. 1-2, 1980

FOR SALE For SALE

33 Ford 5-Window-\$2,500.00, Call 866-8569 or 753-8471, Olympia

Ford Engines, 260 Complete, 289 Block & Heads, Call 842-4283, Bainbridge Is.

55 Dodge Royal Custom \$250.00 Call, John 692-9660, Bremeton

51 Ford 4 door + Shop & Owners Manuals, \$1100.00-Call 871-2272

36 Buick series 60 4 door call, Bob 373-3641 Port Orchard

47 Plymouth Coupe \$450.00 call Curt, 876-0298 or 692-1414

50 Buick Convertible \$5,500, Call Richard 343-4968, Seattle

38 Chrysler Royal -\$6,500.00, Call Richard 243-4968, Seattle

37 Ford, 85 H.P., 7 Hub caps, call Michael-458-5573, Yelm

51 Pontiac-Reasonable, call 839-6075, Federal Way

58 Rambler 2 door-\$375.00 call Scott at 876-5733

53 Buick Special 2 door -\$2,450.00 call Scott-876-5733

37 Dodge Pickup -\$1,200.00 call Doug at 426-5114, Shelton

50 Crosley- call 884-3734

1917 Chalmers Touring, 1935 Ford 1 1/2 Ton Truck, 1929 Stutz Sedan

Call Ken -206-842-4371, Bainbridge, Is.

WANTED 1936 Ford Parts, Grill, rear Coupe Fender, Art-824-1342

Metropolitan or Parts car, call 206-275-2547

1946 Ford driveshaft and torque tube, call 842-4283-Bainbridge, Is.